

# You Are My Disciples

A Guided Journey for Confirmands and Mentors

9<sup>th</sup> Grade Year

Name: \_\_\_\_\_

Bethel Lutheran Church  
July 2008

# Table of Contents

Module 1	Baptism: God's Claim on Us #2	p. 3
Module 2	The Bible: A Daily Dose of God's Grace and Guidance	p. 7
Module 3	Daily Living: Life in the Trenches as a Disciple	p. 11
Module 4	Saints: A Lifetime of Discipleship	p. 14
The End	Thank you	p. 17
Faith Statement	Final Paper to complete Confirmation program	p. 18

## Projects to be thinking about...


<b>Module 1</b>	<b>Attend the Baptism Mentor Event.</b>
<b>Module 2</b>	<b>Read the gospel of Mark.</b>
<b>Module 3</b>	<b>Attend a regular meeting of the Planning Counsel.</b>
<b>Module 4</b>	<b>Visit a saint and attend the Funeral Mentor Event.</b>
<b>Interview</b>	<b>Write your Faith Statement.</b>
<b>The End</b>	<b>Students return their completed mentor booklets to the pastors at final Confirmation interview!</b>

## Expectations of Mentors


- \*Attend 3 Mentor events
- \*Meet with student at least 4 times during their 9<sup>th</sup> grade year to complete the 4 modules.
- \*Be the adult in the relationship – if you have not heard from the student, check in with them.
- \*Realize that the student has picked you as an important, trusted and admired Christian adult. Please, take that seriously. If you can, attend their extra-curricular events at school, periodically write them a letter or postcard to encourage them (9<sup>th</sup> grade is not an easy time), take them out for ice cream, pray for them, etc.

## Expectations of Students

- \*Meet with your mentor at least 4 times during your 9<sup>th</sup> grade year to complete the 4 modules.
- \*Call to set up the 4 times to meet.
- \*Attend 3 Mentor events and invite mentor to come along.
- \*Realize that your mentor may be unsure how to be comfortable with a Jr. High youth. Greet them when you see them. Pray for them.
- \* Return your completed mentor booklets to the pastors by your final Confirmation interview.



Module 1  
**Baptism: God's Claim on Us**  
(Our Call to Discipleship)



**1. Find out something about each other's faith experiences.**

\*What does it mean to be called a disciple of Jesus?

\*Try to identify times in your life when your faith has changed. How has it changed?

\*When did you first know you were a Christian? Do you ever wonder about whether you really are a Christian?

**2. Read the following creed together.**

**From the Apostles' Creed:**

I believe in God, the Father almighty, creator of heaven and earth. I believe in Jesus Christ, God's only Son, our Lord, who was conceived by the Holy Spirit, born of the virgin Mary, suffered under Pontius Pilate, was crucified, died, and was buried; he descended to the dead. On the third day he rose again; he ascended into heaven, he is seated at the right hand of the Father, and he will come to judge the living and the dead. I believe in the Holy Spirit, the holy catholic church, the communion of saints, the forgiveness of sins, the resurrection of the body, and the life everlasting.

**3. We believe in the Triune God, the 3-in-1 God – Father, Son, and Holy Spirit.**

\*What is your understanding of God as Creator (Father)?

\*What is your understanding of God the Son, Jesus Christ (Redeemer, Savior)?

\*What is your understanding of God the Holy Spirit (Sustainer, Comforter, Advocate, and Nurturer)?

\*Do you ever feel that God is with you in a very real way? When or where has that happened? Do you ever feel like God has left you alone? Talk about when and where that feeling has been with you.

#### **4. The Sacrament of Holy Baptism (From “The Small Catechism” by Martin Luther) - Read together...**

##### **What is Baptism?**

Baptism is not water only, but it is water used together with God’s Word and by his command.

##### **What is the Word?**

In Matthew 28 our Lord Jesus Christ says: “Go therefore and make disciples of all nations, baptizing them in the name of the Father and of the Son and of the Holy Spirit.”

##### **What benefits does God give in baptism?**

In Baptism God forgives sin, delivers from death and the devil, and give everlasting salvation to all who believe what he has promised.

##### **What is God’s promise?**

In Mark 16 our Lord Jesus Christ says: “He who believes and is baptized will be saved; but he who does not believe will be condemned.”

##### **How can water do such great things?**

It is not water that does these things, but God’s Word with the water and our trust in this Word. Water by itself is only water, but with the Word of God, it is life-giving water, which by grace gives the new birth through the Holy Spirit. St. Paul writes in Titus 3: “He saved us...in virtue of his own mercy, by the washing of regeneration and renewal in the Holy Spirit, which he poured out upon us richly through Jesus Christ our Savior, so that we might be justified by his grace and become heirs in hope of eternal life. The saying is sure.”

##### **What does Baptism mean for daily living?**

It means that our sinful self, with all its evil deeds and desires, should be drowned through daily repentance; and that day after day a new self should arise to live with God in righteousness and purity forever. St. Paul writes in Romans 6: “We were buried therefore with him by Baptism into death, so that as Christ was raised from the dead by the glory of the Father, we too might walk in newness of life.”

\*What gifts are we given in baptism?

\*What calling are we given in baptism?

**6. Together attend the Baptismal Mentor Event. Discuss what you saw and experienced.**

**7. Close your time with each of you saying a short prayer asking God to be with you in this confirmation journey and thanking God for your partner in the process.**

(If you feel uncomfortable saying a spontaneous prayer you could pray the following one together.)


*Dear God,*

*We ask that the Holy Spirit would continue to guide and direct our relationship. Thank you for the memories that we shared today. Thank you for making us your children. Help us to share your word and your love with all we meet. In your loving name we pray, Amen.*

# Reflections



This is your diary page. We have included one at the end of each module so you can reflect back on the activities of the module and record any important memories, discoveries, insights, or feelings.



# The Bible: A Daily Dose of God's Grace and Guidance



## 1. Read the gospel of Mark together.

\*Decide together what your reading schedule will be (for example, one chapter every day) so that both of you are reading at the same pace.

\*Jot down your comments, reactions, and questions for each chapter.

### Chapter 1

### Chapter 2

### Chapter 3

### Chapter 4

### Chapter 5

### Chapter 6

### Chapter 7

### Chapter 8

**Chapter 9**

**Chapter 10**

**Chapter 11**

**Chapter 12**

**Chapter 13**

**Chapter 14**

**Chapter 15**

**Chapter 16**

**2. Answer these questions together:**

\*Why do you think people read the Bible?

\*What makes you want to read the Bible?

\*What makes it difficult to read the Bible regularly?

\*How can reading the Bible help your relationship with Christ?


**3. Close your time with each of you saying a short prayer asking God to be with you in this confirmation journey and thanking God for your partner in the process.**

# Reflections



This is your diary page. We have included one at the end of each module so you can reflect back on the activities of the module and record any important memories, discoveries, insights, or feelings.

## Module 3



# Daily Living: Life in the Trenches as a Disciple



### 1. Spiritual Living

\*Share with each other how and when you normally pray.

\*How might daily prayer affect your attitude toward the events of the day? Is it difficult to maintain the practice of daily prayer? If so, why?

\*Decide together on a time each day when both of you can set aside a few minutes for prayer. When you are together, discuss how it feels to pray. What might make it easier or more comfortable?

### 2. Service

\***Read Matthew 25:31-46.** What do you think Jesus was saying in these verses?

\*Make a list of ways Jesus ministered to people.

\*Make a list of at least three ways your church ministers to its own members.

\*Make a list of at least three ways your church ministers to those outside of its immediate membership.

\*Make a list of ways that you minister to others already. Then add some ideas for new ways you could minister to people.

### **3. Membership in the body: Church membership.**

**\*Read Ephesians 4:1-6.** What is it that we share as Christians in this congregation? What gifts has Christ given to us as we join together?

\*The Church often calls itself “the body of Christ.” What part of the body are you?

\*Why do people join a church? What are the good things about being a church member?

\*How might you become a more active part of the body?

\*Discuss how you would respond to a person making this statement: “I think somebody can be a good Christian without being a part of the church.”


**\*Attend a regular meeting of the Planning Council (1<sup>st</sup> Tuesday of each month). Discuss what you experience there, your impressions, thoughts, and questions.**

**4. Close your time with each of you saying a short prayer asking God to be with you in this confirmation journey, and thanking God for your partner in the process.**

# Reflections



This is your diary page. We have included one at the end of each module so you can reflect back on the activities of the module and record any important memories, discoveries, insights, or feelings.



## Module 4

# Saints: A Lifetime of Discipleship



### 1. Me, A Saint?

**\*Read 1 Corinthians 1:1-9.** According to what you read in the last half of verse 2, what is a saint?

\*Are you a saint?

\*Identify people in your life who have been important in the development of your faith in God, people you might call saints. After each name on your list, make a brief note as to how they affected your spiritual life, your relationship with God, and include at least one quality in him/her that you admire.

**\*Prepare to visit a lifelong saint from your congregation who lives in a retirement or nursing home.**

\*What fears or concerns do you have about making the visit? Do you feel awkward or uncomfortable about making such a visit?

\*What do you expect to see, smell, and hear that will differ from what you ordinarily experience?

\*Make a list of questions you would like to ask this individual that will help you learn more about his or her faith, life, and church experience over the years.

\*Visit the individual.

\*Reflect on your visit. Was it what you expected? What surprised you about the individual you visited? What did you learn about the development of his or her Christian faith?

\*How can saints, both those with us and the great Christians of the past encourage us in our faith?

## **2. Death and dying: When the saints go marching in!**

\*What emotions do people experience when someone they love has died? How might these emotions be expressed during a funeral service?

### **\*Attend the Funeral Mentor Event together. (A 'staged' funeral)**

\*Reflect on your experience at the funeral. What surprised you? What emotions did you see in others? What emotions did you experience yourself? Did anything happen that you didn't understand? Why do you think we have funerals instead of just burying or cremating people who die without a public gathering?

\*Share your thoughts about what you would like your own funeral to be like.

## **3. Close your time with each of you saying a short prayer asking God to be with you in this confirmation journey, and thanking God for your partner in the process.**

# Reflections



This is your diary page. We have included one at the end of each module so you can reflect back on the activities of the module and record any important memories, discoveries, insights, or feelings.

# The End

Congratulations on completing this mentor booklet for the 9<sup>th</sup> grade year! By now, you have developed a relationship together which will be part of your life for years to come. Be sure to thank each other for the time you had together, and for the ways each of you were gifted by the other's presence in your life.

Your final task (students only) is to return your mentor book to the pastors at the church by your final Confirmation interview. Please remember to put your name on the cover. Also, write your "Faith Statement Paper."



# Faith Statement Paper

At the conclusion of your Confirmation year, you have the opportunity to share your faith story. Parents, family, friends, other adults, Sunday school, confirmation, Confirmation Akaloo, youth group experiences, etc. have influenced your life. Take some time over the year to think how these life experiences have affected your faith. *(Please note: a portion of your Faith Statement Paper will be reprinted in the Confirmation Sunday bulletin)*

Your Statement of Faith paper should focus on your faith journey. Be sure to include:

- \*Why do you wish to be confirmed? Why is it important to you?
- \*Your experiences through the church and with your family
- \*Those who have been influential and encouraging during your faith journey
- \*What your baptism means to you
- \*Who Jesus is in your life
- \*What Jesus' death and resurrection means to you
- \*How being a Christian makes a difference in how you live
- \*The importance of Holy Communion in your everyday life
- \*How important prayer is
- \*How you see yourself serving Christ in your life
- \*Please include one important Bible verse to you.

You can share so much. As an individual, think about what is important for you to include. These papers will not be judged, but they will be discussed. Be honest and truthful. Include the struggles you still have.

**Paper Guidelines...** Each paper should be no less than one page in length, double-spaced typed, using no larger than 12-point font and Times New Roman text: *(Please attach it to the booklet.)*

Your paper is due at the time of your Confirmation interview and will be the focus for that interview with your teacher or pastor.

*\*\*Please note that a agreed upon section of your paper will be included in the Confirmation bulletin.*

# **Faith Statement Paper Cont...**